



ASBK.COM.AU f t i y

# Winton Motor Raceway : OFFICIAL TEST : April 11 & 12

## SUPERSPORT 300 / YAMAHA R3 CUP

### Wednesday Practice 3

Date: 12/04/17  
 Event: P19  
 Weather: Sunny - 21.8C  
 Track: Dry - 40.5C

Started at: 13:05:08  
 Laps: 30 Min  
 Starters: 13  
 Printed at: 13:43


### CLASSIFICATION

Pos	No	Name	Class	Machine	Fastest Lap	On Lap	Behind Prev	Behind Leader	Top Speed
1	86	Oliver BAYLISS (QLD)	U300	Kawasaki Ninja 300	1:33.557	14 of 14			158
2	41	Max CROKER (NSW) / KTM Australia / Nolan / Ron Angel Classic Racing / Gold n Tint Signage	O300	KTM RC 390	1:34.201	6 of 13	.644	.644	162
3	33	Reid BATTYE (NSW) / DB Racing / IPONE / Ficeda Accessories / Shark Helmets / Falco / IXON	U300	Kawasaki Ninja 300	1:34.412	12 of 12	.211	.855	159
4	39	Scott NICHOLSON (VIC) / G. Williams Motorcycle Engineering / Traction Control Suspension	U300	Kawasaki Ninja 300	1:34.532	14 of 14	.120	.975	156
5	93	Drew SELLS (VIC) / Race Center / Peter Stevens Motorcycles / Oilee Racing / Rubick	U300	Kawasaki Ninja 300	1:35.052	5 of 5	.520	1.495	152
6	333	Yannis SHAW (NSW) / BCperformance Junior Team / LandscapeSupplies.com.au / Ipone	U300	Kawasaki Ninja 300	1:35.083	13 of 13	.031	1.526	155
7	42	Jack PASSFIELD (NSW) / Stay Upright / GASD Suspension / D Moto / Valley Fitness / Link Int.	O300	Yamaha R3 321	1:36.334	11 of 11	1.251	2.777	151
8	152	Dan THOMAS (NSW) / LTR / Inglis Racing / Marriott Smash Repair / Super Moto Armidale	O300	Yamaha R3 321	1:37.140	13 of 13	.806	3.583	156
9	34	Boyd HOCKING (VIC) / DPH Motorsport Yamaha	O300	Yamaha R3 321	1:37.595	11 of 13	.455	4.038	152
10	57	Seth CRUMP	O300	KTM RC 390	1:40.158	7 of 8	2.563	6.601	157
11	337	Gregory FARRELL (NSW) / BCperformance / Landscapesupplies.com.au	U300	Kawasaki Ninja 300	1:41.610	9 of 11	1.452	8.053	153
12	31	Chris DOBIE (NSW) / AMCN / Pirelli / YMF / Fred Gassit Yukkam	O300	Yamaha R3 321	1:42.355	10 of 12	.745	8.798	146
13	70	Troy RYAN	O300	Yamaha R3 321	1:52.805	9 of 9	10.450	19.248	153

Current best lap for SS300 class - 1:33.207 by Drew SELLS (VIC) on a Kawasaki Ninja 300 set on 12/04/17

*Scott Laing*  
 Chief Time Keeper - Scott Laing

Clerk of Course - Simon Maas



Computime Race Timing Systems Pty Ltd © 1996  
 Licensed to Computime Race Timing Systems

[www.computime.com.au](http://www.computime.com.au)

COMPUTIME RACE TIMING SYSTEMS PTY LTD



ASBK.COM.AU f t i y

# Winton Motor Raceway : OFFICIAL TEST : April 11 & 12

## SUPERSPORT 300 / YAMAHA R3 CUP

### Wednesday Practice 3

Date: 12/04/17  
 Event: P19  
 Weather: Sunny - 21.8C  
 Track: Dry - 40.5C



Started at: 13:05:08  
 Laps: 30 Min  
 Starters: 13  
 Printed at: 13:43

### LAP TIMES

No	Name	Lap 1	Lap 2	Lap 3	Lap 4	Lap 5	Lap 6	Lap 7	Lap 8	Lap 9	Lap 10
31	Chris DOBIE (NSW)	1:53.249	1:44.218	1:44.702	1:44.252	1:43.219	1:43.537	9:46.549	1:47.460	1:43.478	<u>1:42.355</u>
	10	1:42.981	1:47.568								
33	Reid BATTYE (NSW)	1:51.225	1:36.144	1:35.363	1:35.171	1:34.725	1:35.503	1:35.129	11:10.152	1:51.031	1:35.479
	10	1:34.670	<u>1:34.412</u>								
34	Boyd HOCKING (VIC)	1:57.804	1:40.761	1:39.932	1:39.710	1:39.017	1:38.445	1:38.352	9:45.161	1:46.725	1:38.370
	10	<u>1:37.595</u>	1:39.326	1:38.928							
39	Scott NICHOLSON (VIC)	1:40.484	1:35.887	1:35.165	1:35.104	1:35.435	1:35.248	11:47.263	1:38.942	1:36.014	1:35.203
	10	1:35.273	1:34.687	1:34.958	<u>1:34.532</u>						
41	Max CROKER (NSW)	1:47.853	1:37.188	1:35.894	1:35.219	1:34.420	<u>1:34.201</u>	1:34.432	10:11.978	1:47.658	1:35.595
	10	1:34.918	1:34.729	1:34.215							
42	Jack PASSFIELD (NSW)	1:39.259	3:15.381	5:04.121	1:45.695	7:57.181	1:44.192	1:37.797	1:38.510	1:37.500	1:37.805
	10	<u>1:36.334</u>									
57	Seth CRUMP	1:57.009	1:41.285	1:40.602	1:40.711	11:14.363	1:54.933	<u>1:40.158</u>	1:40.908		
70	Troy RYAN	2:08.221	1:59.149	1:55.190	1:56.364	12:39.919	2:09.254	1:54.625	1:53.171	<u>1:52.805</u>	
86	Oliver BAYLISS (QLD)	1:44.792	1:37.908	1:36.584	1:36.366	1:35.619	2:21.222	1:41.597	9:36.516	1:38.886	1:34.430
	10	1:34.187	1:35.920	1:34.238	<u>1:33.557</u>						
93	Drew SELLS (VIC)	1:44.199	1:35.857	1:35.374	1:37.182	<u>1:35.052</u>					
152	Dan THOMAS (NSW)	1:49.655	1:40.360	1:37.981	1:37.866	1:38.010	1:37.706	1:37.980	1:37.856	11:10.687	2:00.182
	10	1:46.125	1:37.235	<u>1:37.140</u>							
333	Yannis SHAW (NSW)	1:48.628	1:38.678	1:37.212	1:36.639	1:36.065	1:36.799	1:38.793	9:11.662	1:51.070	1:36.969
	10	1:35.391	1:35.339	<u>1:35.083</u>							
337	Gregory FARRELL (NSW)	1:57.854	1:43.411	1:43.007	1:42.494	10:09.783	1:47.254	1:42.553	1:42.087	<u>1:41.610</u>	1:42.660
	10	1:42.880									

*Scott Laing*  
 Chief Time Keeper - Scott Laing

Clerk of Course - Simon Maas



Computime Race Timing Systems Pty Ltd © 1996  
 Licensed to Computime Race Timing Systems

[www.computime.com.au](http://www.computime.com.au)

COMPUTIME RACE TIMING SYSTEMS PTY LTD



ASBK.COM.AU f t i y

# Winton Motor Raceway : OFFICIAL TEST : April 11 & 12

## SUPERSPORT 300 / YAMAHA R3 CUP

### Wednesday Practice 3

Date: 12/04/17  
 Event: P19  
 Weather: Sunny - 21.8C  
 Track: Dry - 40.5C



Started at: 13:05:08  
 Laps: 30 Min  
 Starters: 13  
 Printed at: 13:43

### SPLIT TIMES

Lap	Split 1	Split 2	Split 3	Split 4	Lap Time	Spd	Lap	Split 1	Split 2	Split 3	Split 4	Lap Time	Spd
<b>31 Chris DOBIE (NSW) (12th)</b>							<b>39 Scott NICHOLSON (VIC) (4th)</b>						
1	20.638	19.440	37.514	35.657	1:53.249 P		1	17.160	16.518	33.513	33.293	1:40.484 P	
2	14.727	18.147	36.167	35.177	1:44.218	143	2	13.678	16.059	33.182	32.968	1:35.887	151
3	14.945	17.855	36.464	35.438	1:44.702	146	3	13.634	15.938	32.972	32.621	1:35.165	152
4	14.835	17.716	36.255	35.446	1:44.252	144	4	13.457	<b>15.874</b>	<b>32.812</b>	32.961	1:35.104	153
5	<b>14.454</b>	17.778	35.912	35.075	1:43.219	144	5	13.609	16.045	33.096	32.685	1:35.435	153
6	14.827	17.714	36.053	34.943	1:43.537	142	6	13.509	16.152	33.008	32.579	1:35.248	154
7	15.648	20.363	38.271	8:32.267	9:46.549	142	7	13.833	16.151	33.366	10:43.913	11:47.263	156
8	18.378	18.263	35.957	<b>34.862</b>	1:47.460 P		8	15.967	16.427	33.473	33.075	1:38.942 P	
9	14.799	17.614	36.164	34.901	1:43.478	145	9	13.778	15.968	33.157	33.111	1:36.014	152
10	14.639	17.256	<b>35.592</b>	34.868	<b>1:42.355</b>	144	10	13.492	15.877	33.089	32.745	1:35.203	153
11	14.857	<b>17.238</b>	35.940	34.946	1:42.981	142	11	13.593	15.938	33.025	32.717	1:35.273	153
12					1:47.568		12	13.474	15.881	33.023	<b>32.309</b>	1:34.687	154
							13	<b>13.331</b>	15.944	32.975	32.708	1:34.958	153
							14					<b>1:34.532</b>	
<b>33 Reid BATTYE (NSW) (3rd)</b>							<b>41 Max CROKER (NSW) (2nd)</b>						
1	24.509	18.207	35.123	33.386	1:51.225 P		1	20.518	17.930	35.748	33.657	1:47.853 P	
2	13.482	16.296	33.602	32.764	1:36.144	155	2	13.737	16.400	34.025	33.026	1:37.188	157
3	13.182	16.087	33.553	32.541	1:35.363	156	3	13.480	16.385	33.492	32.537	1:35.894	159
4	13.259	16.118	33.396	32.398	1:35.171	157	4	13.269	16.283	33.617	32.050	1:35.219	160
5	13.236	16.057	33.121	32.311	1:34.725	159	5	13.202	16.128	33.136	31.954	1:34.420	160
6	13.248	15.858	33.781	32.616	1:35.503	155	6	<b>13.139</b>	<b>15.972</b>	<b>32.973</b>	32.117	<b>1:34.201</b>	158
7	<b>13.158</b>	15.915	33.461	32.595	1:35.129	156	7	13.182	16.022	33.265	31.963	1:34.432	158
8	14.626	24.897	41.425	9:49.204	11:10.152	154	8	13.178	18.816	41.871	8:58.113	10:11.978	158
9	26.084	17.687	34.457	32.803	1:51.031 P		9	21.666	17.406	35.788	32.798	1:47.658 P	
10	13.311	16.056	33.521	32.591	1:35.479	157	10	13.523	16.410	33.499	32.163	1:35.595	162
11	13.304	<b>15.809</b>	33.374	<b>32.183</b>	1:34.670	157	11	13.281	16.165	33.517	31.955	1:34.918	160
12	13.172	15.813	<b>33.089</b>	32.338	<b>1:34.412</b>	157	12	13.252	16.051	33.310	32.116	1:34.729	159
							13	13.230	16.066	32.986	<b>31.933</b>	1:34.215	158
<b>34 Boyd HOCKING (VIC) (9th)</b>							<b>42 Jack PASSFIELD (NSW) (7th)</b>						
1	21.410	19.162	42.737	34.495	1:57.804 P		1					1:39.259	
2	14.297	17.098	35.323	34.043	1:40.761	149	2					3:15.381	
3	14.264	16.811	35.107	33.750	1:39.932	150	3					5:04.121	
4	14.073	16.953	34.983	33.701	1:39.710	151	4	18.221	17.965	35.814	33.695	1:45.695 P	
5	14.062	16.520	34.862	33.573	1:39.017	151	5	15.132	21.513	37.800	6:42.736	7:57.181	149
6	14.203	16.580	<b>34.195</b>	33.467	1:38.445	149	6	18.174	17.369	34.982	33.667	1:44.192 P	
7	14.016	16.403	34.440	33.493	1:38.352	150	7	13.838	16.458	34.096	33.405	1:37.797	150
8	15.606	22.814	40.642	8:26.099	9:45.161	151	8	13.799	17.089	34.300	33.322	1:38.510	151
9	20.665	17.490	35.141	33.429	1:46.725 P		9	<b>13.785</b>	16.304	34.096	33.315	1:37.500	150
10	<b>13.946</b>	16.773	34.586	<b>33.065</b>	1:38.370	151	10	13.801	<b>16.225</b>	34.466	33.313	1:37.805	150
11	13.956	<b>16.263</b>	34.248	33.128	<b>1:37.595</b>	152	11	13.822	16.274	<b>33.441</b>	<b>32.797</b>	<b>1:36.334</b>	150
12	14.075	16.430	35.186	33.635	1:39.326	151							
13	14.055	16.556	35.032	33.285	1:38.928	151							

*Scott Laing*  
 Chief Time Keeper - Scott Laing

Clerk of Course - Simon Maas



Computime Race Timing Systems Pty Ltd © 1996  
 Licensed to Computime Race Timing Systems

[www.computime.com.au](http://www.computime.com.au)

COMPUTIME RACE TIMING SYSTEMS PTY LTD



ASBK.COM.AU f t i y

# Winton Motor Raceway : OFFICIAL TEST : April 11 & 12

## SUPERSPORT 300 / YAMAHA R3 CUP

### Wednesday Practice 3

Date: 12/04/17  
 Event: P19  
 Weather: Sunny - 21.8C  
 Track: Dry - 40.5C



Started at: 13:05:08  
 Laps: 30 Min  
 Starters: 13  
 Printed at: 13:43

### SPLIT TIMES

Lap	Split 1	Split 2	Split 3	Split 4	Lap Time	Spd	Lap	Split 1	Split 2	Split 3	Split 4	Lap Time	Spd
<b>57 Seth CRUMP (10th)</b>							<b>152 Dan THOMAS (NSW) (8th)</b>						
1	25.999	18.323	38.063	34.624	1:57.009 P		1	21.273	17.821	35.926	34.635	1:49.655 P	
2	14.446	17.219	<b>35.376</b>	34.244	1:41.285	157	2	14.601	16.920	35.344	33.495	1:40.360	148
3	<b>14.197</b>	16.981	35.558	33.866	1:40.602	156	3	14.008	16.292	34.296	33.385	1:37.981	151
4	14.220	16.955	35.454	34.082	1:40.711	157	4	14.048	16.279	34.275	33.264	1:37.866	153
5	14.207	17.046	35.532	10:07.578	11:14.363	156	5	<b>13.728</b>	16.332	34.701	33.249	1:38.010	156
6	23.323	19.573	38.125	33.912	1:54.933 P		6	13.761	16.479	34.028	33.438	1:37.706	154
7	14.310	16.925	35.385	<b>33.538</b>	<b>1:40.158</b>	157	7	14.323	16.211	34.015	33.431	1:37.980	150
8	14.306	<b>16.894</b>	36.023	33.685	1:40.908	157	8	13.903	16.292	34.363	33.298	1:37.856	151
							9	17.314	24.858	45.741	9:42.774	11:10.687	150
							10					2:00.182 P	
<b>70 Troy RYAN (13th)</b>							<b>333 Yannis SHAW (NSW) (6th)</b>						
1	22.445	20.475	44.555	40.746	2:08.221 P		1	20.781	18.124	35.808	33.915	1:48.628 P	
2	16.823	20.067	42.654	39.605	1:59.149	150	2	13.672	16.514	34.039	34.453	1:38.678	153
3	16.208	19.582	41.765	37.635	1:55.190	151	3	13.816	16.465	33.903	33.028	1:37.212	148
4	15.948	19.709	42.078	38.629	1:56.364	153	4	13.504	16.407	33.830	32.898	1:36.639	154
5	16.245	19.651	41.522	11:22.501	12:39.919	150	5	13.441	16.328	33.321	32.975	1:36.065	154
6	25.778	21.728	42.424	39.324	2:09.254 P		6	13.653	16.364	33.780	33.002	1:36.799	151
7	16.466	20.047	40.630	37.482	1:54.625	145	7	13.866	16.402	35.118	33.407	1:38.793	152
8	15.908	<b>18.975</b>	40.633	37.655	1:53.171	150	8	14.724	21.552	37.595	7:57.791	9:11.662	155
9	<b>15.824</b>	19.148	<b>40.489</b>	<b>37.344</b>	<b>1:52.805</b>	149	9	22.377	18.503	36.437	33.753	1:51.070 P	
							10	13.694	16.831	33.767	32.677	1:36.969	153
<b>86 Oliver BAYLISS (QLD) (1st)</b>							<b>337 Gregory FARRELL (NSW) (11th)</b>						
1	17.631	17.417	35.584	34.160	1:44.792 P		1	26.430	18.249	37.527	35.648	1:57.854 P	
2	13.763	16.511	34.086	33.548	1:37.908	152	2	14.867	17.376	36.524	34.644	1:43.411	150
3	13.587	16.031	33.254	33.712	1:36.584	152	3	14.568	17.281	36.378	34.780	1:43.007	149
4	13.610	16.056	33.743	32.957	1:36.366	153	4	14.531	17.389	36.153	34.421	1:42.494	149
5	13.524	16.014	33.292	32.789	1:35.619	154	5	14.562	17.710	39.536	8:57.975	10:09.783	144
6	13.623	16.496	33.938	1:17.165	2:21.222	155	6	18.750	17.674	36.295	34.535	1:47.254 P	
7	18.111	16.860	33.929	32.697	1:41.597 P		7	<b>14.254</b>	17.398	36.544	34.357	1:42.553	153
8	13.460	15.858	33.282	8:33.916	9:36.516	155	8	14.577	<b>16.958</b>	36.175	34.377	1:42.087	151
9	16.764	16.454	33.394	32.274	1:38.886 P		9	14.538	17.004	<b>35.793</b>	<b>34.275</b>	<b>1:41.610</b>	150
10	13.513	15.853	33.179	31.885	1:34.430	157	10	14.527	17.295	36.309	34.529	1:42.660	151
11	13.363	15.731	33.098	31.995	1:34.187	158	11					1:42.880	
12	14.477	<b>15.685</b>	33.335	32.423	1:35.920	158							
13	13.356	15.745	33.074	32.063	1:34.238	157							
14	<b>13.353</b>	<b>15.685</b>	<b>32.639</b>	<b>31.880</b>	<b>1:33.557</b>	157							
<b>93 Drew SELLS (VIC) (5th)</b>													
1	19.709	17.047	34.151	33.292	1:44.199 P								
2	13.451	15.914	33.464	33.028	1:35.857	151							
3	13.511	15.866	33.002	32.995	1:35.374	152							
4	<b>13.368</b>	15.922	34.935	<b>32.957</b>	1:37.182	151							
5	13.408	<b>15.796</b>	<b>32.846</b>	33.002	<b>1:35.052</b>	151							

*Scott Laing*  
 Chief Time Keeper - Scott Laing

Clerk of Course - Simon Maas



Computime Race Timing Systems Pty Ltd © 1996  
 Licensed to Computime Race Timing Systems

[www.computime.com.au](http://www.computime.com.au)

COMPUTIME RACE TIMING SYSTEMS PTY LTD



ASBK.COM.AU f t i y

# Winton Motor Raceway : OFFICIAL TEST : April 11 & 12

## SUPERSPORT 300 / YAMAHA R3 CUP

### Wednesday Practice 3

Date: 12/04/17  
 Event: P19  
 Weather: Sunny - 21.8C  
 Track: Dry - 40.5C



Started at: 13:05:08  
 Laps: 30 Min  
 Starters: 13  
 Printed at: 13:43

### FASTEST LAPS SEQUENCE

Race Time	No	Name	Machine	Fastest Lap	On Lap
3:06.499	152	Dan THOMAS (NSW)	Yamaha R3 321	1:49.655	1
3:07.767	86	Oliver BAYLISS (QLD)	Kawasaki Ninja 300	1:44.792	1
3:21.749	39	Scott NICHOLSON (VIC)	Kawasaki Ninja 300	1:40.484	1
4:45.675	86	Oliver BAYLISS (QLD)	Kawasaki Ninja 300	1:37.908	2
4:57.636	39	Scott NICHOLSON (VIC)	Kawasaki Ninja 300	1:35.887	2
6:32.801	39	Scott NICHOLSON (VIC)	Kawasaki Ninja 300	1:35.165	3
8:07.905	39	Scott NICHOLSON (VIC)	Kawasaki Ninja 300	1:35.104	4
10:47.209	41	Max CROKER (NSW)	KTM RC 390	1:34.420	5
12:21.410	41	Max CROKER (NSW)	KTM RC 390	1:34.201	6
28:01.082	86	Oliver BAYLISS (QLD)	Kawasaki Ninja 300	1:34.187	11
32:44.797	86	Oliver BAYLISS (QLD)	Kawasaki Ninja 300	1:33.557	14

*Scott Laing*  
 Chief Time Keeper - Scott Laing

.....  
 Clerk of Course - Simon Maas



Computime Race Timing Systems Pty Ltd © 1996  
 Licensed to Computime Race Timing Systems

[www.computime.com.au](http://www.computime.com.au)

COMPUTIME RACE TIMING SYSTEMS PTY LTD



ASBK.COM.AU f t i y

# Winton Motor Raceway : OFFICIAL TEST : April 11 & 12

## SUPERSPORT 300 / YAMAHA R3 CUP

### Wednesday Practice 3

Date: 12/04/17  
 Event: P19  
 Weather: Sunny - 21.8C  
 Track: Dry - 40.5C

Started at: 13:05:08  
 Laps: 30 Min  
 Starters: 13  
 Printed at: 13:43

### BEST PARTIAL TIMES

Pos	Split 1		Split 2		Split 3		Split 4		LAP		Ideal	Fastest
	Name	Time	Name	Time	Name	Time	Name	Time	Name	Time		
1	M. CROKER	13.139	O. BAYLISS	15.685	O. BAYLISS	32.639	O. BAYLISS	31.880	O. BAYLISS	1:33.557	1:33.557	
2	R. BATTYE	13.158	D. SELLS	15.796	S. NICHOLSO	32.812	M. CROKER	31.933	M. CROKER	1:34.017	1:34.201	
3	Y. SHAW	13.328	R. BATTYE	15.809	D. SELLS	32.846	R. BATTYE	32.183	R. BATTYE	1:34.239	1:34.412	
4	S. NICHOLSO	13.331	S. NICHOLSO	15.874	M. CROKER	32.973	S. NICHOLSO	32.309	S. NICHOLSO	1:34.326	1:34.532	
5	O. BAYLISS	13.353	M. CROKER	15.972	Y. SHAW	33.060	Y. SHAW	32.419	Y. SHAW	1:34.892	1:35.083	
6	D. SELLS	13.368	Y. SHAW	16.085	R. BATTYE	33.089	D. THOMAS	32.715	D. SELLS	1:34.967	1:35.052	
7	D. THOMAS	13.728	D. THOMAS	16.123	J. PASSFIELD	33.441	J. PASSFIELD	32.797	J. PASSFIELD	1:36.248	1:36.334	
8	J. PASSFIELD	13.785	J. PASSFIELD	16.225	D. THOMAS	33.932	D. SELLS	32.957	D. THOMAS	1:36.498	1:37.140	
9	B. HOCKING	13.946	B. HOCKING	16.263	B. HOCKING	34.195	B. HOCKING	33.065	B. HOCKING	1:37.469	1:37.595	
10	S. CRUMP	14.197	S. CRUMP	16.894	S. CRUMP	35.376	S. CRUMP	33.538	S. CRUMP	1:40.005	1:40.158	
11	G. FARRELL	14.254	G. FARRELL	16.958	C. DOBIE	35.592	G. FARRELL	34.275	G. FARRELL	1:41.280	1:41.610	
12	C. DOBIE	14.454	C. DOBIE	17.238	G. FARRELL	35.793	C. DOBIE	34.862	C. DOBIE	1:42.146	1:42.355	
13	T. RYAN	15.824	T. RYAN	18.975	T. RYAN	40.489	T. RYAN	37.344	T. RYAN	1:52.632	1:52.805	

*Scott Laing*  
 Chief Time Keeper - Scott Laing

Clerk of Course - Simon Maas

Computime Race Timing Systems Pty Ltd © 1996  
 Licensed to Computime Race Timing Systems

[www.computime.com.au](http://www.computime.com.au)

COMPUTIME RACE TIMING SYSTEMS PTY LTD

